
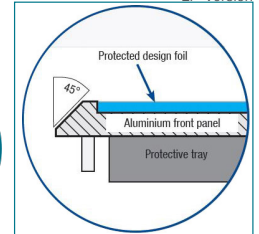


TKS-105c-TOUCH-MODUL and EP*



*EP-Version



FEATURES

- Panel mount version with reserve side threaded bolts
- Excellent tactile feedback
- Key relief printing
- Chemical, abrasion and scratch resistant frontsheet
- Resistant against dirt, dust and liquids (IP65)
- Frontplate alternatively available with edge protection
- Integrated touchpad

TECHNICAL DATA

Number of keys:	105
Keyswitch technology:	short travel keys
Operating force:	2.6 N
Switch travel:	0.3 mm
Switching cycles:	approx. 3 mill. (per key)
Protection level (max):	IP65
Mounting type:	front panel with screwing studs
Front panel material:	aluminium
Interfaces:	PS/2; USB
USB compatibility:	complies with USB 2.0

Operating temperature:	0 °C to +70 °C
Storage temperature:	-25 °C to +80 °C
Dimensions:	482.6 x 177.8 x 26.1 mm
Weight:	1200 g

TECHNICAL DATA TOUCHPAD

Operating principle:	capacitive
Resolution:	1400 dpi
Dimensions:	65 x 49 mm
USB compatibility:	compliant with USB 2.0

*As a special feature, the EP version offers a deep milled front panel with a peripheral edge for optimum protection of the foil edge.

Cat.No.	Product description	Interface	Layout
KS18282	TKS-105c-TOUCH-MODUL-PS/2-DE	PS/2	German
KS18283	TKS-105c-TOUCH-MODUL-PS/2-US	PS/2	US
KS18284	TKS-105c-TOUCH-MODUL-USB-DE	USB	German
KS18285	TKS-105c-TOUCH-MODUL-USB-US	USB	US
KS18373	TKS-105c-TOUCH-MODUL-EP-PS/2-DE with Edge Protection	PS/2	German
KS18374	TKS-105c-TOUCH-MODUL-EP-PS/2-US with Edge Protection	PS/2	US
KS18375	TKS-105c-TOUCH-MODUL-EP-USB-DE with Edge Protection	USB	German
KS18376	TKS-105c-TOUCH-MODUL-EP-USB-US with Edge Protection	USB	US

Other language versions / interfaces / configurations available on request.

Subject to modifications and errors!

GETT Gerätetechnik GmbH

Mittlerer Ring 1 | 08233 Treuen | Germany
Tel: +49 37468 660-0
Fax: +49 37468 660-66
E-Mail: info@gett.de
Internet: www.gett.de

Gett North America LLC

E-Mail: info@gett-na.com
Internet: www.gett-na.com

Gett Asia Ltd.

E-Mail: info@gett-asia.com
Internet: www.gett-asia.com

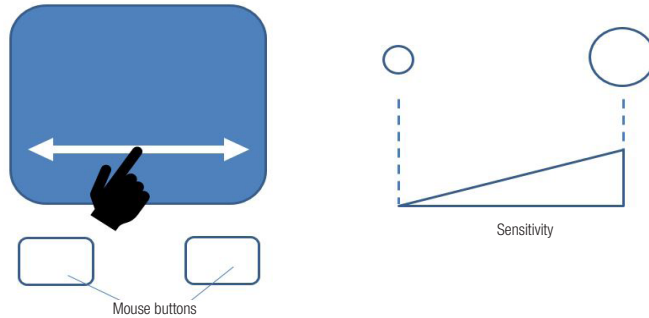
gett.de
gett-group.com

Additional functions of the new touch pad

Your device has a new touch pad and it provides the following additional functions:

1. You can adjust the sensitivity level
2. You can reproduce the mouse buttons
 - Left mouse click: a short tap on the touch pad with one finger
 - Right mouse click: a short tap on the touch pad with two fingers
3. You can reproduce the scroll wheel
4. You can reproduce holding down the left mouse button and moving it [tap and hold]

1. Adjusting the sensitivity level



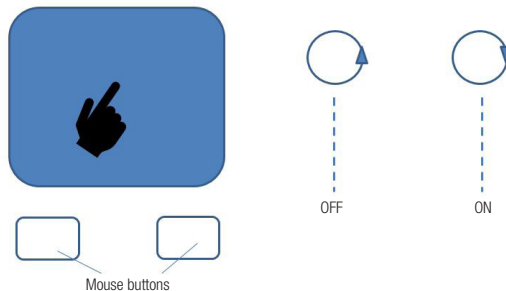
You can adjust the sensitivity level of the touch pad.

When delivered, the sensitivity is set at the lowest level.

You can adjust the sensitivity of the touch pad as follows:

- Press and hold both mouse buttons for approx. 5 sec. → the cursor starts to rotate.
- You can adjust the sensitivity level by moving your fingers across the touch pad horizontally; the level is displayed by the rotation circle of the cursor:
 - Small circle - lower sensitivity
 - Large circle - higher sensitivity
- The cursor stops rotating 5 seconds after you release the mouse buttons and the touch pad is then ready for use.

2. Activating the reproduction of mouse button functions



The touch pad can detect a left mouse click or a right mouse click.


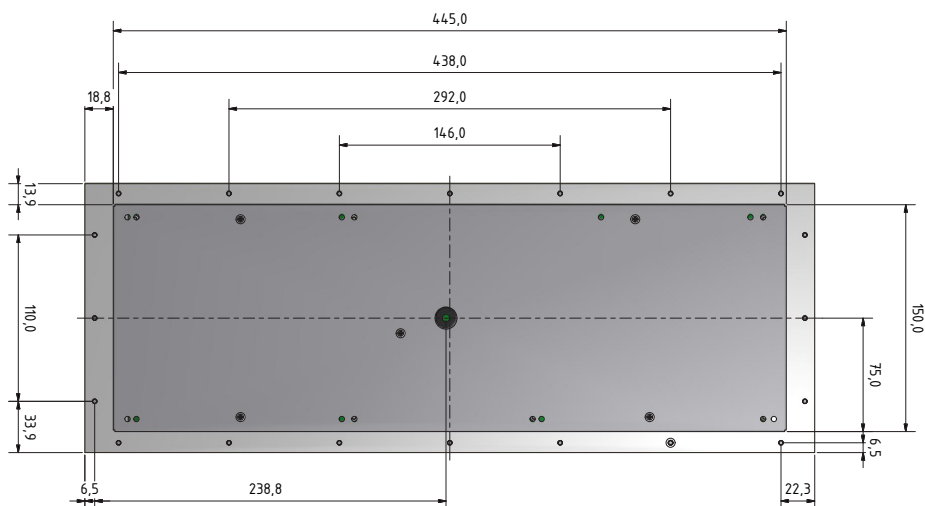
This function – reproducing the mouse buttons – is active when the unit is delivered and you can turn it on or off as follows:

- Press and hold both mouse buttons for approx. 5 sec. → the cursor starts to rotate
- You can switch on or off the reproduction of mouse button functions by briefly tapping the touch pad and this is displayed by the direction of rotation of the cursor:
 - Reproducing the mouse button ON – clockwise rotation
 - Reproducing the mouse button OFF – counterclockwise rotation
- The cursor stops rotating 5 seconds after you release the mouse buttons; the touch pad is then ready to use.

Additional functions

3. Scroll wheel	Stroke the touch pad with two fingers in a vertical direction
4. Hold down the left mouse button and move [tap and hold]	Tap the touch pad and keep your finger on the touch pad for a short time

TECHNICAL DRAWING (in mm)



Subject to modifications and errors

GETT Gerätetechnik GmbH

Mittlerer Ring 1 | 08233 Treuen | Germany
Tel: +49 37468 660-0
Fax: +49 37468 660-66
E-Mail: info@gett.de
Internet: www.gett.de

Gett North America LLC

E-Mail: info@gett-na.com
Internet: www.gett-na.com

Gett Asia Ltd.

E-Mail: info@gett-asia.com
Internet: www.gett-asia.com

gett.de
gett-group.com