



IES618 Series

DIN-Rail or Wall Mounting

8-port 100M Layer 2 Managed Industrial Ethernet Switch

- Support 4 100M copper ports and 4 optional fiber/copper ports
- Adopt SW-Ring patent technology, support single ring, coupling ring, chain, Dual-homing, automatic recovery time of network failure < 20ms
- Input power supply 12~48VDC, redundant power supply, anti-reverse connection and non-polarity
- Support -40~75°C wide operating temperature range



Introduction

IES618 series are layer 2 managed industrial Ethernet switches. This series provide 4 types of products and support different combination schemes of copper port and fiber port, which can meet the requirements of different application scenes.

Network management system supports various network protocols and industrial standards, such as STP/RSTP, 802.1Q VLAN, QoS, IGMP Static Multicast, Port Trunking, Port Mirroring, LLDP etc. It also possesses complete management functions, including Port Configuration, Port Statistics, Access Control, Network Diagnosis, Rapid Configuration, Online Upgrading and so on, and supports CLI, WEB, Telnet, SNMP and other access methods. It can provide users with good experience with friendly design of network management system interface, simple and convenient operation.

DIP switch can achieve one-key restoring factory defaults and product upgrade. When power supply or port has link failure, ALARM indicator will be bright and send out alarm, meanwhile, alarm device connected to the relay will send out alarm for rapid scene troubleshooting. Hardware adopts fanless, low power consumption, wide temperature and voltage design and has passed rigorous industrial standard tests, which can suit for the industrial scene environment with harsh requirements for EMC. It can be widely used in smart grid, rail transit, smart city, safety city, new energy, intelligent manufacturing and other industrial fields.

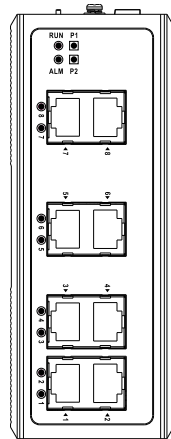
Features and Benefits

- ◉ SNMPv1/v2c is used for network management of various levels
- ◉ Port mirroring can conduct data analysis and monitoring, which is convenient for online debugging
- ◉ QoS supports real-time traffic classification and priority setting
- ◉ File management is convenient for the device rapid configuration and online upgrading
- ◉ Port statistics can be used for the port real time traffic statistics
- ◉ User password can conduct user hierarchical management to improve the device management security
- ◉ Relay alarm is convenient for troubleshooting of construction site
- ◉ Storm suppression can restrain broadcast, unknown multicast and unicast
- ◉ VLAN is used for simplifying network planning
- ◉ Port Trunking and LACP can increase network bandwidth and enhance the reliability of network connection to achieve optimum bandwidth utilization
- ◉ Bandwidth management and flow control can reasonably distribute network bandwidth, preventing unpredictable network status
- ◉ IGMP Snooping and static multicast can be used for filtering multicast traffic to save the network bandwidth
- ◉ SW-Ring and STP/RSTP can achieve network redundancy, preventing network storm

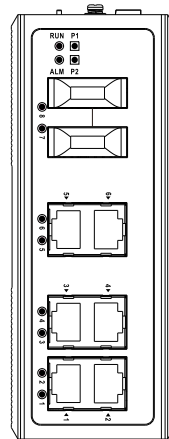
- LLDP can achieve automatic topology discovery, which is convenient for visual management

Dimension

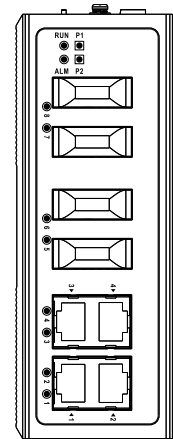
Unit:mm



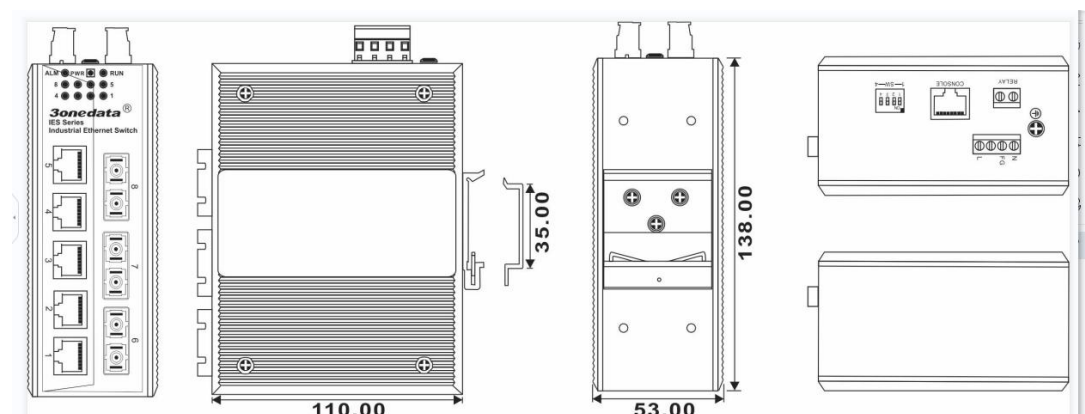
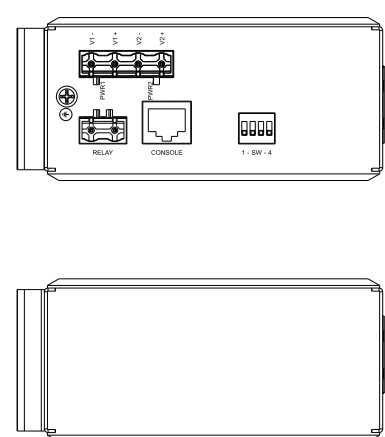

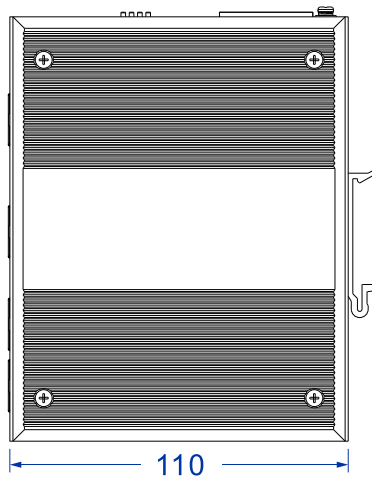
IES618



IES618-2F



IES618-4F



Specification

Standard & Protocol	IEEE 802.3 for 10Base-T IEEE 802.3u for 100Base-TX and 100Base-FX IEEE 802.3x for Flow Control IEEE 802.1D-2004 for Spanning Tree Protocol IEEE 802.1w for Rapid Spanning Tree Protocol IEEE 802.1Q for VLAN IEEE 802.1p for CoS IEEE 802.1AB for LLDP
Management	Console/Telnet/WEB management method, SNMP v1/v2c Centralized Management of Equipment, Port Mirroring, QoS, LLDP, File Management, Port Statistics
Security	User privilege classification, relay alarm (port alarm and power alarm)
Switch Function	802.1Q Vlan, Static Port Aggregation, Bandwidth Management, Flow Control
Unicast / Multicast	IGMP snooping, static multicast
Redundancy Technology	SW-Ring, STP/RSTP
Interface	Copper port: 10/100Base-T(X), RJ45, Automatic Flow Control, Full/half Duplex Mode Self-adaption, MDI/MDI-X Autotuning Fiber port: 100Base-FX, optional SC/ST/FC Console port: CLI command line management port (RS-232), RJ45 Alarm port: 2-pin 7.62mm pitch terminal blocks, support 1 relay alarm output, current load capability is 1A@24VDC or 0.5A@120VAC
Indicator	Running Indicator, Port Indicator, Power Supply Indicator, Alarm Indicator
Switch Property	Transmission mode: store and forward MAC address: 2K Packet buffer size: 1Mbit Backplane bandwidth: 2G Switch time delay: <10μs
Power supply	12~48VDC, 4-pin 7.62mm pitch terminal blocks Dual power supply redundancy, non-polarity and anti-reverse connection

Power consumption	Available Models	No-load (@12VDC)	Full-load (@12VDC)
	IES618	1.38W	3.47W
	IES618-2F	3.11W	5.68W
	IES618-3F	4.07W	5.85W
	IES618-4F	4.93W	6.40W
Working environment	Operating temperature: -40~75℃		
	Storage temperature:-40~85℃		
	Relative humidity: 5%~95% (no condensation)		
Physical Characteristic	Housing: IP40 protection, high-intensity corrugated metal		
	Installation: DIN-Rail or wall mounting		
	Dimension (W x H x D): 53mm×138mm×110mm		
	Weight: ≤720g		
Industrial Standard	IEC 61000-4-2 (ESD, electrostatic discharge), Level 3		
	IEC 61000-4-4 (EFT, electrical fast transient pulses), Level 3		
	IEC 61000-4-5 (Surge), Level 3		
	Shock: IEC60068-2-27		
	Free fall: IEC60068-2-23		
Certification	Vibration: IES 60068-2-6		
	CE, FCC, RoHS, UL61010		
Warranty	5 years		

Ordering Information

Available Models	100M fiber port	100M copper port	Power supply
IES618	—	8	12~48VDC dual power supply
IES618-2F	2	6	
IES618-3F	3	5	
IES618-4F	4	4	



Address: 3/B, Zone 1, Baiwangxin High Technology Industrial Park, Song Bai Road,
Nanshan District, Shenzhen, 518108, China

TEL.: +86-755-26702668 ext 835 FAX: +86-755-26703485

E-mail: ics@3onedata.com

Website: www.3onedata.com

◀ Please scan our QR code for more details

*Product pictures and technical data in this datasheet are only for reference. Updates are subject to change without prior notice. The final interpretation right is reserved by 3onedata.