



Dimensions: 75.5(D)x45(W)x96(H) mm

Features

- High power density
- Universal input range
- Convection cooled
- RoHS compliance
- 3 year warranty
- Great reliability
- DIN Rail / Wall bracket mounting solution
- Over voltage protection
- Overload protection
- Short circuit protection

Safety Standards



EN 60950 (Marking)

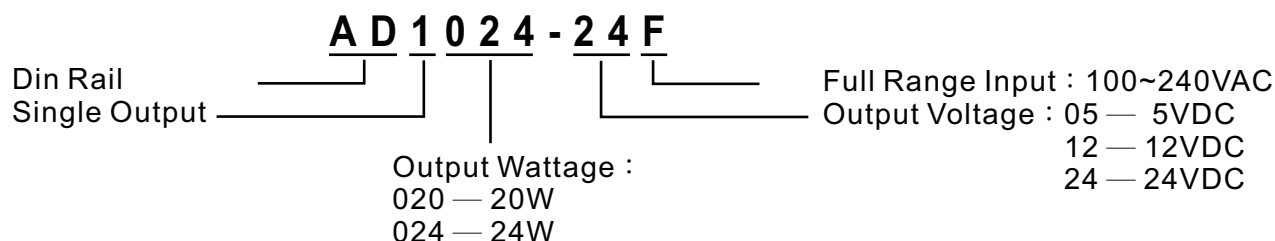


UL 508 (Certificate)
CSA 22.2 (Certificate)

EMC Standards

EN55011	Class B
EN55022	Class B
EN61000-4-2	Level 3
EN61000-4-3	Level 3
EN61000-4-4	Level 3
EN61000-4-5	Level 3
EN61000-4-6	Level 3
EN61000-4-8	Level 3
EN61000-4-11	Level 3

Model Encoding



Model List

Model	O/P Voltage	Loading			Ripple Noise	Efficiency	Over Voltage Protection
	Adjustment	Min.	Rated	Max.			
AD1020-05F	+5VDC±10%	0A	4A	4A	50mVp-p	78%	7VDC Max.
AD1024-12F	+12VDC±10%	0A	2A	2A	100mVp-p	80%	20VDC Max.
AD1024-24F	+24VDC±10%	0A	1A	1A	150mVp-p	83%	40VDC Max.

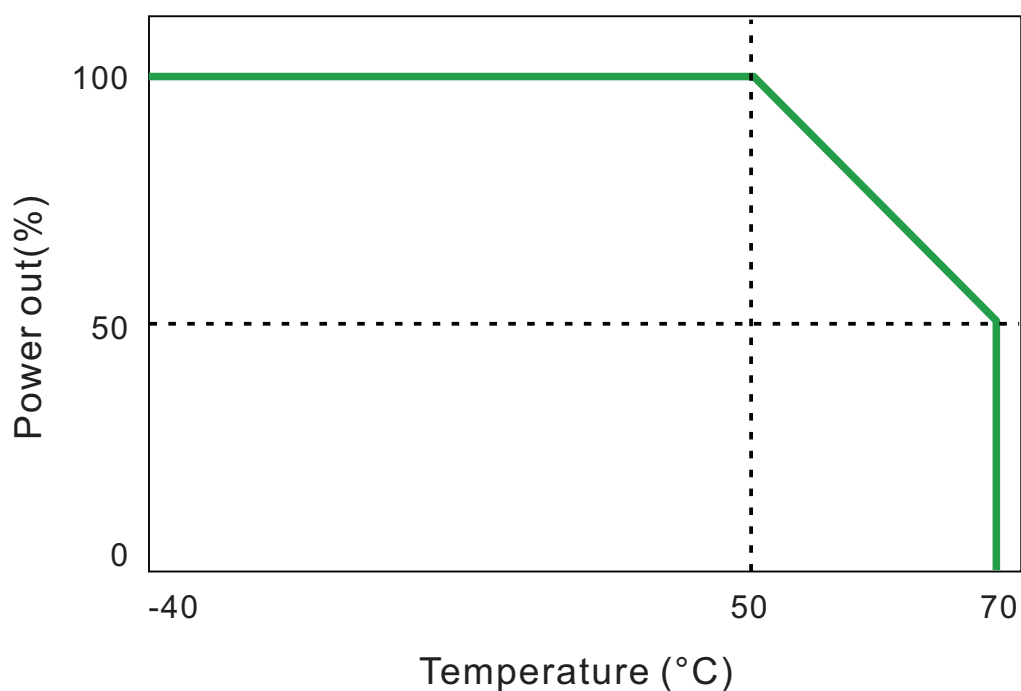
Specification

General		
Switching Frequency		66kHz
Isolation Voltage	Input-Output	3000 VAC/4242 VDC
	Input-FG	1500 VAC/2121 VDC
	Output-FG	500 VAC/710 VDC
Isolation Resistance		100MΩ when Input-Output @500VDC
Operating Temperature		-40°C ~50°C ambient
Derating		2.5% per degree from 50°C to 70°C
Storage Temperature		-40°C to +85°C
Relative Humidity		5%~95% RH, Non-condensing.
Temperature Coefficient		±0.04% of output voltage per °C
MTBF		100,000hrs Min. Per MIL-HDBK-217F, 25°C GB
Altitude During Operation		2000m
Installation position		Vertical
Vibration		Random vibration, 10~500Hz, 3 axise
Input		
Input Voltage		100~240VAC/120~370VDC
Input Frequency		47~63 Hz
Inrush Current (cold start)		11A/115VAC 22A/230VAC
Rated Input Current		1A Max., Vi=100~240VAC
Leakage Current		Input-output 0.25mA, Input-FG 3.5mA
Output		
Output Voltage accuracy		±1%
Minimum Load		0%
Line Regulation		±1%, measuring from low line to high line at rated load.
Load Regulation		±1%, measuring from 20% to 100% of rated load at 230VAC input.
Voltage Trim Range		±10% (Min.)
Rated Continuous Loading		4A@5VDC, 2A@12VDC, 1A@24VDC
Hold Up Time		30mS Min., Full load@230VAC.
Turn On Time		300mS
Rise Time		10ms
Fall Time		35mS

Specification

Output		
Transient Response	Recovery Time	2mS, Load change 50% to 100%.
	Voltage Deviation	5%, Load change 50% to 100%.
Efficiency		See model list, measuring at rated load and 230VAC input.
Ripple and Noise		See model list, measuring by using a 0.1 μ F/630V metalize capacitor and a 47 μ F electrolytic capacitor parallel on the test point, at rated load and 230VAC input.
Protection		
Input Fuse		2A/250V
Internal Surge Load Protection		Varistor, IEC6100-4-5
Degree of Protection		IP20
Short Circuit Protection		Autorecovery
Over Voltage Protection		Autorecovery
Rated Over Load Protection		150~250 %
Overload protection		Power limited

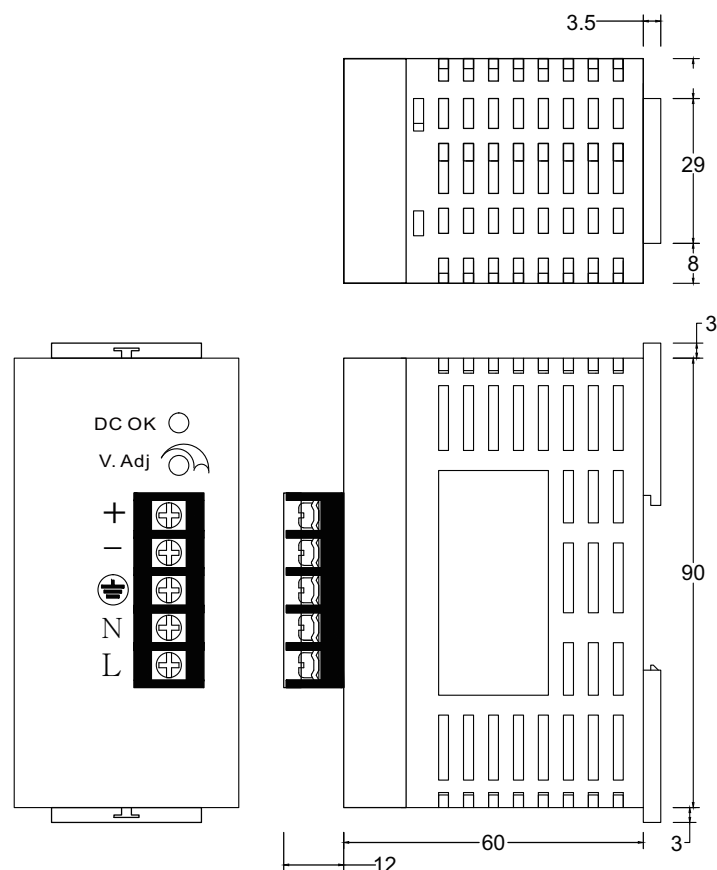
Derating Curve



AD1024F Series

20~24Watts, Single Output

Mechanical Details

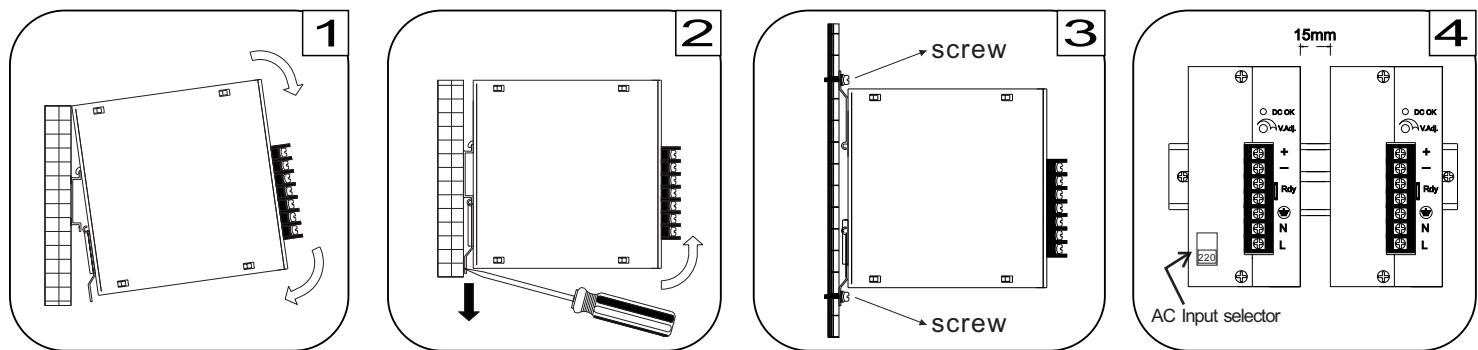


Case No.		AD024
Dimensions		75.5(D)x45(W)x96(H)mm
Case Material		Plastic
Weight	AD1020-05F	200.5g
	AD1024-12F	192g
	AD1024-24F	184.2g

Terminal Allocation

Designation	Description
DC OK	Green LED Indicator
V Adj.	O/P Voltage adjustment
+	Output Positive
-	Output Negative
⏏	Earth
N	Input Neutral
L	Input Line

Installation instruction



Place the top of the AD1024F rail mount over the top of the DIN rail. Tilt the bottom of the AD1024F toward the DIN rail until it snaps into place.

To remove the AD1024F from the DIN rail, use a flathead screwdriver to pull down the bottom of the rail mount and tilt it away from the DIN rail.

To install AD1024F on wall/plate, pulling both mounting brackets out first. Then screwing the two brackets with screws onto wall/plate.

The vents of housing is designed for dissipating heat, please keeping a minimum distance of 15mm from each other.