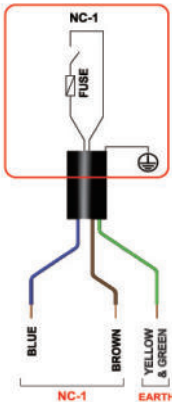
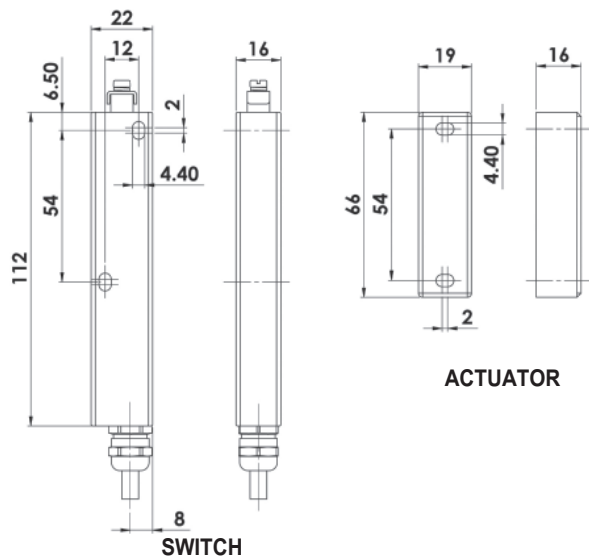


Explosion Proof Non Contact Safety Interlock Switches



CM1-Ex STAINLESS STEEL 316

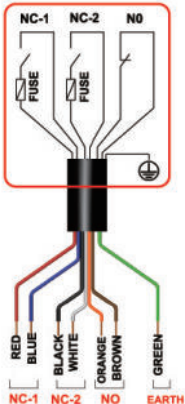
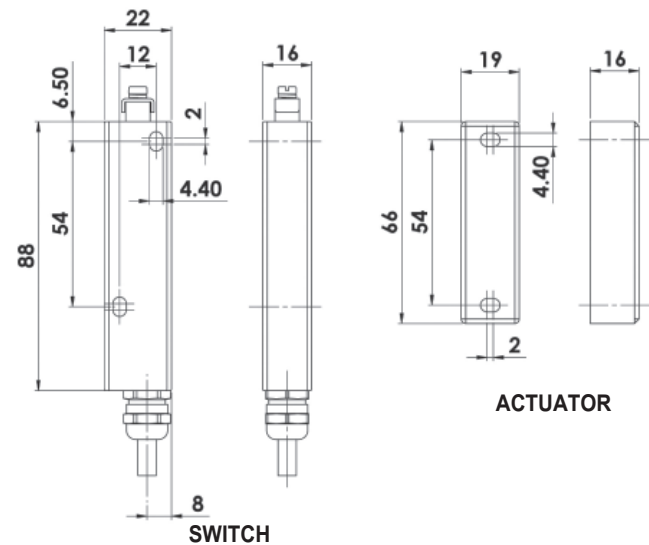
II 2G Ex mb IIC T6 Gb **II 2D Ex mb IIIC T80 Db IP67*** Zones 1, 21, 2, 22 Gas and Dust



SALES NUMBER	TYPE ZONES 1,21,2,22	BODY HOUSING	CABLE LENGTH 6mm OD	CIRCUITS	ELECTRICAL RATING NORMALLY CLOSED CIRCUITS (Actuator Present) NC
901101	CM1-Ex	S/Steel	5M	1NC	230Vac/24Vdc 2A Max.
901102	CM1-Ex	S/Steel	10M	1NC	INTERNALLY FUSED

CM2-Ex STAINLESS STEEL 316

II 2G Ex mb IIC T6 Gb **II 2D Ex mb IIIC T80 Db IP67*** Zones 1, 21, 2, 22 Gas and Dust



SALES NUMBER	TYPE ZONES 1,21,2,22	BODY HOUSING	CABLE LENGTH 6mm OD	CIRCUITS	ELECTRICAL RATING NORMALLY CLOSED CIRCUITS (Actuator Present) NC	ELECTRICAL RATING NORMALLY OPEN CIRCUITS (Actuator Present) NO
902103	CM2-Ex	S/Steel	5M	1NC	230Vac/24Vdc 1A Max.	
902104	CM2-Ex	S/Steel	10M	1NC	INTERNALLY FUSED	
902105	CM2-Ex	S/Steel	5M	2NC 1NO	230Vac/24Vdc 0.6A Max.	230Vac/24Vdc
902106	CM2-Ex	S/Steel	10M	2NC 1NO	INTERNALLY FUSED	200mA. Max.

*Product is fully encapsulated which is considered to provide ingress protection to at least IP67.

Explosion Proof Non Contact Safety Interlock Switches

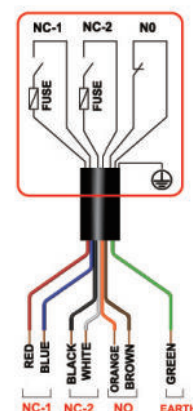
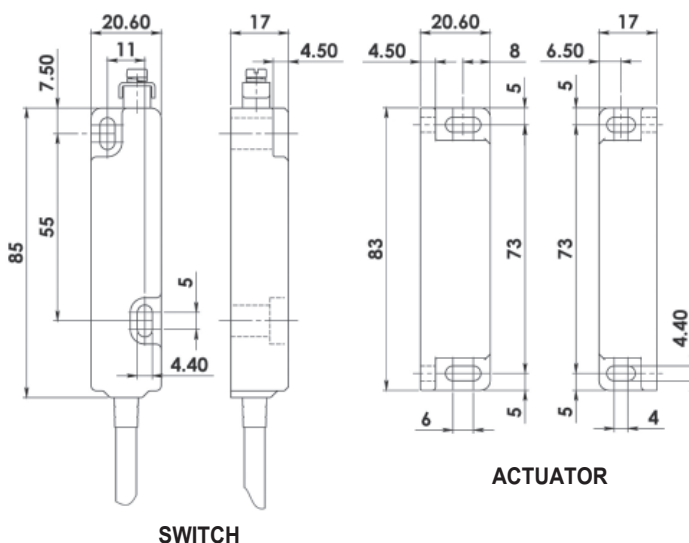


CM3-Ex STAINLESS STEEL 316

II 2G Ex mb IIC T6 Gb

II 2D Ex mb IIIC T80 Db IP67*

Zones 1, 21, 2, 22 Gas and Dust



SALES NUMBER	TYPE ZONES 1,21,2,22	BODY HOUSING	CABLE LENGTH 6mm OD	CIRCUITS	ELECTRICAL RATING NORMALLY CLOSED CIRCUITS (Actuator Present) NC	ELECTRICAL RATING NORMALLY OPEN CIRCUITS (Actuator Present) NO
903101	CM3-Ex	S/Steel	5M	2NC 1NO	230Vac/24Vdc 0.6A Max.	230Vac/24Vdc
903102	CM3-Ex	S/Steel	10M	2NC 1NO	INTERNALLY FUSED	200mA. Max.

Explosion Proof Non Contact Safety Interlock Switches



SUMMARY SPECIFICATION AND SELECTION GUIDE:

SWITCH TYPE	HOUSING MATERIAL	PART NUMBER SERIES	MAXIMUM CURRENT	ZONES
WM1-Ex	Stainless Steel 316 and fitted with Stainless Steel Flexible Conduit	9001.....	0.6A	Zone 0 Gas Zone 20 Dust (An area where Gas and Dust are continuously present)
WM2-Ex	Stainless Steel 316	9002.....	2.0A	Zone 1 Gas Zone 21 Dust Zone 2 Gas Zone 22 Dust (An area where Gas and Dust is likely to occur in use)
CM1-Ex	Stainless Steel 316	901.....	2.0A	
CM2-Ex	Stainless Steel 316	902.....	1.0A / 0.6A	
CM3-Ex	Stainless Steel 316	903.....	0.6A	
LM-Ex	Stainless Steel 316	904.....	0.6A	
RM-Ex	Stainless Steel 316	905.....	0.6A	

TECHNICAL AND SAFETY SPECIFICATIONS:

Standards: IEC/EN60079-0 IEC/EN60079-18
ISO14119 EN60947-5-3 EN60204-1
ISO13849-1 EN62061

Safety Classification and Reliability Data:
Mechanical Reliability B10d
ISO13849-1
Safety Data – Annual Usage
8 cycles per hour/24 hours per day/365 days
MTTFd 470 years
Contact Release Time
<2ms
Initial Contact Resistance
<500 milliohm
Minimum Switched Current
10Vdc 1mA
Insulation Resistance
100 Mohms
Recommended Setting Gap
5mm

Switching Distance
Sao 10mm Close
Sar 22mm Open
Approach Speed
200mm/m to 1000mm/s
Temperature Range
-20/+80 (or +60C for 2A version)
Enclosure Protection
IP67
Shock Resistance
IEC 68-2-27 11ms 30g
Vibration Resistance
IEC 68-2-6 10-55Hz 1mm
Body Material
Stainless Steel 316
Cable Type
6mm OD
Mounting Position
Any
Approval Body
BASEEFA UK

*Product is fully encapsulated which is considered to provide ingress protection to at least IP67.